



SHIELDCOAT PTY LTD  
Unit 2/1075 Beaudesert Rd, Archerfield Q 4108  
Phone: (07) 3274 6911 Fax: (07) 3274 6414  
Email: [info@shieldcoat.com.au](mailto:info@shieldcoat.com.au) Web: [www.shieldcoat.com.au](http://www.shieldcoat.com.au)






---

## Application Methods: RUSTSHIELD T

### STEPS:

- Ensure surface is dry, clean and as free as possible of contaminants such as grease and detergent. Remove all loose rust. There is no need to remove light or spot rust only scale rust.
- When you are ready to apply the product, add the 4 litre component tin into the 20 litre drum and stir thoroughly.
- If spraying apply thinly using a 515 tip. Coverage is approx. 130 sq. metres per 20 litres.
- If brushing apply liberally and avoid leaving runs.
- Allow to dry overnight before top coating is applied.

### NOTES:

-  **Rustshield T** is suitable for over Zinalume, Colorbond and mild, cast, wrought gal and pre-primed steel.
-  **Rustshield T** should be stored out of direct sunlight. Settling is unlikely, however stir thoroughly before use.
-  Airless spraying is the recommended method of application.
-  For cleaning use mineral turpentine.
-  Important: Do not dilute.

---

### DISCLAIMER

These suggestions and data are based on information we believe to be reliable. They are offered in good faith, but without guarantee, as conditions and methods of use of our products are beyond our control. We recommend that the prospective user determine the suitability of our materials and suggestions before adopting them on a commercial scale.